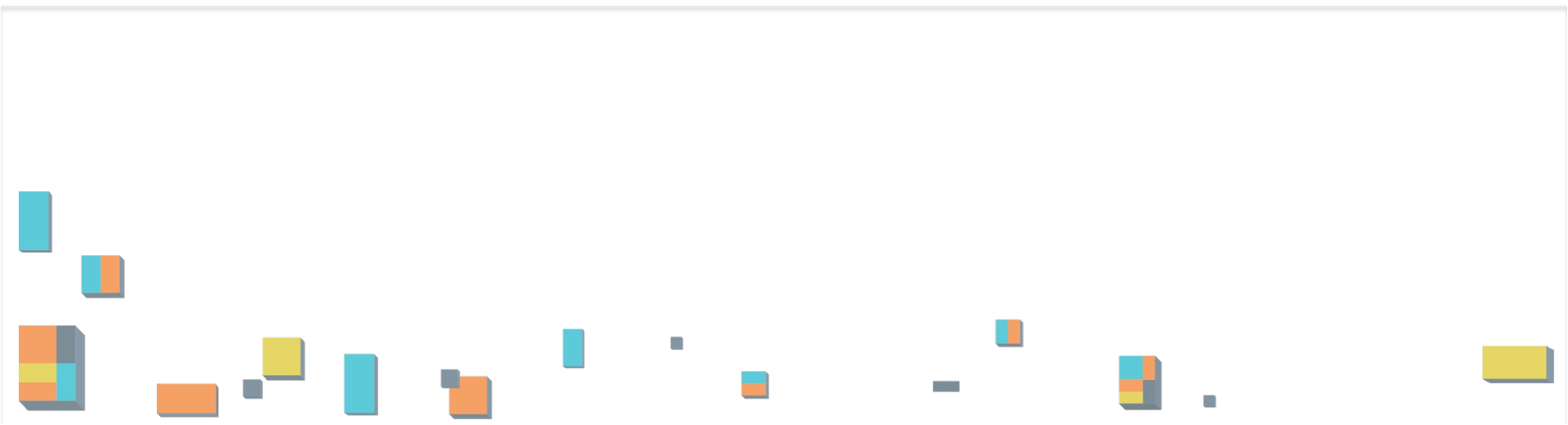


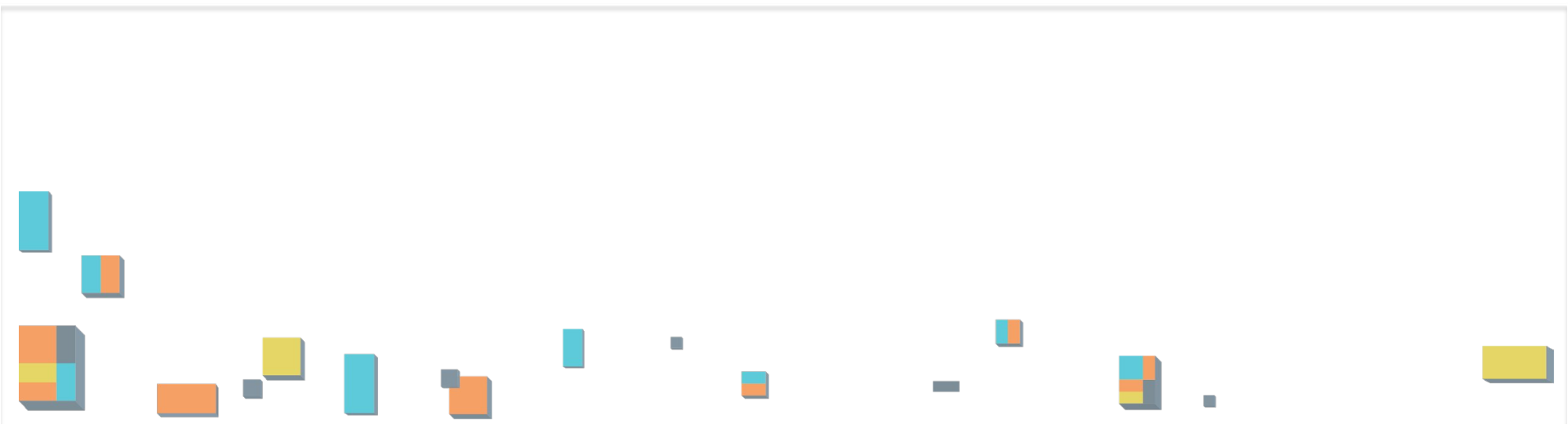
Tips for Group Making: Swaps, Challenges, Bees, and Round Robins



Agenda



- What are Group Making Activities?
- Benefits
- How to Organize



Definitions



Swaps:

- Make an item for someone else in the guild and receive an item in return.
- Can be themed -> specific item or skill

Challenges:

- Targeted tasks assigned by guild
 - Can be combined with Swap, Charity, etc.
-
- Doesn't have to be quilting... sewn items, specific skill



Definitions cont'd

Bees:

- Make a block with specific directions (color/pattern/theme)
- All blocks go to one person for quilt

Round Robin:

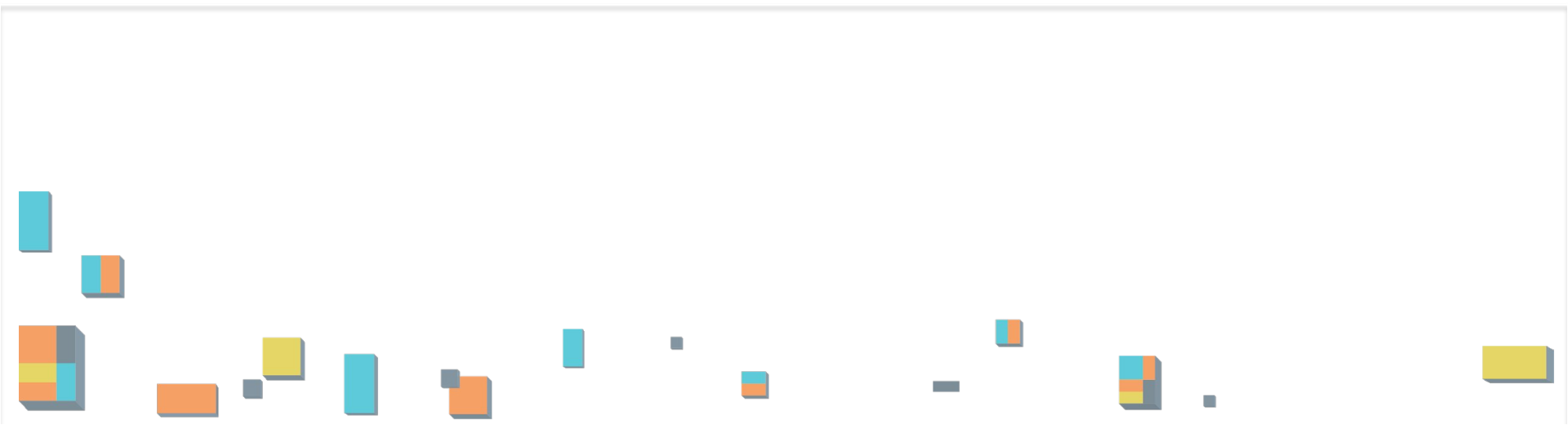
- Starting with a single block (center?), pass around quilt top to be added upon until finished
- Can be for charity, raffled to participant, or given to rotating recipient



Benefits of organizing these activities



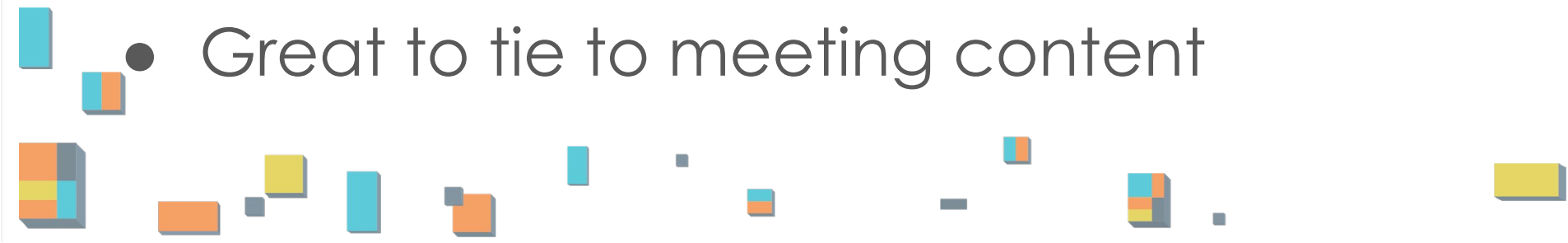
- Inspiration
- Trying something new
- Motivation to make something
- Making connections with other members
- FUN!



Organizing Tips



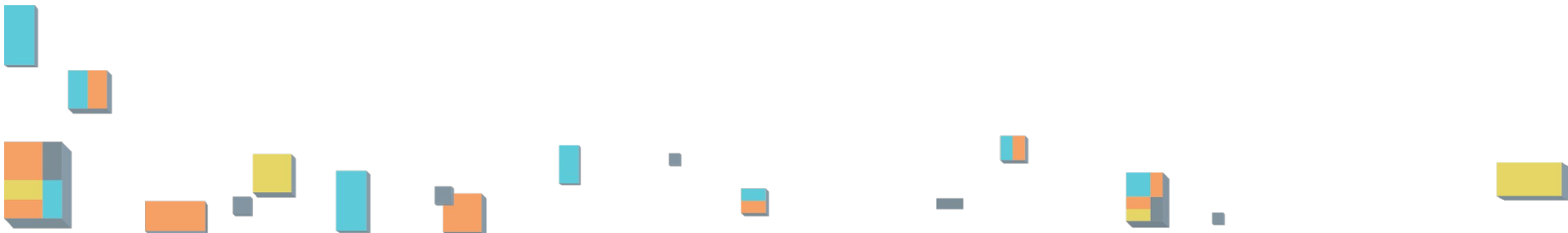
- Assign a coordinator for the year
 - Great role for someone who wants to try out guild leadership
- Avoid overwhelming members
 - Start small and simple
 - Spread out over the year
- Gauge interest to ensure a core group of participants to build momentum
- Great to tie to meeting content



Organizing Tips cont'd



- Publish details in meeting minutes and social media (IG and FB)
- Provide clear instructions (size, technique, due date, etc.)
- If time-constrained provide enough time to finish, but not too much
- Share output in monthly meetings and social media



Q&A

